




ROBERTO COIN

SIZING GUIDE


RINGS

PRINTING SETTINGS


To get the best results, you will need to go to the 'printing settings' before printing and ensure that the 'page scaling' option is set to 'none' in the print dialogue box. The Roberto Coin Ring Size Chart must be printed on a full A4 size page. To check that the Ring Size Chart has been printed properly, take a ruler and measure the sample below. It should measure exactly 2 cm.




15,92 mm




16,24 mm




16,56 mm




16,88 mm




17,20 mm




17,52 mm




17,83 mm




18,15 mm




18,47 mm



18,79 mm



19,11 mm



19,43 mm

HOW TO CHOOSE YOUR SIZE

Find a ring, possibly a "band" type, that is exactly your size.

Use a ruler to measure the inside diameter of your ring and find the equivalent diameter one of the circles: for example, if your ring has an inside diameter of 16.56 mm, it corresponds to size 52. If the diameter falls between two sizes, it would be the half size in between.

Otherwise:

Choose your size by placing your ring on the printed sheet: you have found your ring size when the diameter of the circle matches the inside diameter of your ring.



ROBERTO COIN

SIZING GUIDE

RINGS

RING SIZE CHART

DIAMETER OF THE RING IN MM	RING SIZE			
	ITALY	FRANCE	UK	USA
15,92	10	50	J1/2	5,25
16,24	11	51	K1/2	5,75
16,56	12	52	L	6
16,88	13	53	M	6,50
17,20	14	54	N	7
17,52	15	55	N1/2	7,25
17,83	16	56	O	7,5
18,15	17	57	P	8
18,47	18	58	Q	8,50
18,79	19	59	Q1/2	9
19,11	20	60	R1/2	9,25
19,43	21	61	S1/2	9,50